

NAME: _____



Underground Utility Color Code

Instructions: Draw a line to match each colored flag to the type of underground utility it marks. Learn how colors keep dig sites safe!

1.




Sewer, drain lines



2.




Electric power lines



3.



Communications




4.



Proposed excavation



5.




Temporary
survey markings



6.



Gas, oil, petroleum



7.



Potable water



8.



Reclaimed water
and irrigation



NAME: _____



Pipeline Safety Quiz

Instructions: Circle the correct answer to each question about pipeline safety.

- 1. What is a right-of-way (ROW)?**
 - a. A place where kids can play
 - b. A clear path of land where a pipeline is underground
 - c. A sidewalk for bikes
 - d. A spot for planting big trees
- 2. Why should a right-of-way stay clear?**
 - a. So animals can run through it
 - b. Because a pipeline is underneath and workers need safe access
 - c. To make the land look empty
 - d. So cars can park there
- 3. Which of the following should NOT be on a right-of-way?**
 - a. Big trees
 - b. Sheds
 - c. Fences
 - d. All of the above
- 4. What is a pipeline marker?**
 - a. A decoration for your yard
 - b. A sign that provides important information about the pipeline underground
 - c. A sign showing the exact spot to dig
 - d. A sign that shows where animals live
- 5. When should you call 811?**
 - a. After you start digging
 - b. Only if you feel like it
 - c. Before you dig
 - d. When you see a squirrel



NAME: _____



Pipeline Safety Quiz

6. What does the yellow utility flag mean?
 - a. Electric power
 - b. Clean drink water
 - c. Natural gas
 - d. Communication lines
7. How can you tell there might be a gas leak?
 - a. You might smell rotten eggs
 - b. You might see dead plants or bubbling water
 - c. You might hear a hissing sound
 - d. All of the above
8. What should you do if you think there might be a gas leak?
 - a. Stay and investigate
 - b. Run toward the leak
 - c. Get far away and tell an adult
 - d. Call your friends to look
9. What does C.A.R.E help you remember?
 - a. How to build a fort
 - b. How to stay safe when digging near pipelines
 - c. How to clean your room
 - d. How to play a new game



NAME: _____



C.A.R.E Safety Steps

Instructions: Safety comes first! Before you dig, remember C.A.R.E.

Read the steps carefully. Draw a picture for each one to show how you would stay safe.

Call before you dig.	
Allow the appropriate time for a response which is specific to the state you live in.	
Respect the marks once someone comes out to inspect the area.	
Excavate or dig carefully.	



NAME: _____



Pipeline Safety Word Search

Instructions: Find all words from the provided list within the grid. Words can run horizontally, vertically, diagonally, or backward and do not wrap around the edges of the grid.

A D Q F D D R T E B K A C A
A W O G E X E Y T E F A S A
G M O M Y X K A A C F Q A K
Y B O L G H R W V Z R E G A
K S F D R I A F A B F O L O
Y T C V E I M O C A U S A H
L X A Z N 8 E T X A A Q R H
G M L X E D N H E L R R U X
K Q K S C T I G Y Y F E T P
Z C I U T I L I T Y F L A G
J L H U N D E R G R O U N D
D G I U R W P K T K F I L P
E H N S S O I Z W R X V J U
R J J K F M P Y K A U X X W

Pipeline marker

Utility flag

Right-of-way

Underground

Safety

811

Natural gas

C.A.R.E.

Excavate

TC Energy



NAME: _____



Pipeline Safety Word Scramble

Instructions: Unscramble the letters to find key words related to pipeline safety.

ELINPIEP RKEARM	
RGHTI-FO-YWA	
CAVXEAT	
EARC	
NTARUAL SGA	
YASEFT	
ULTIYIT GLFA	
UONGRDERUND	
181	
CT ERNEGY	

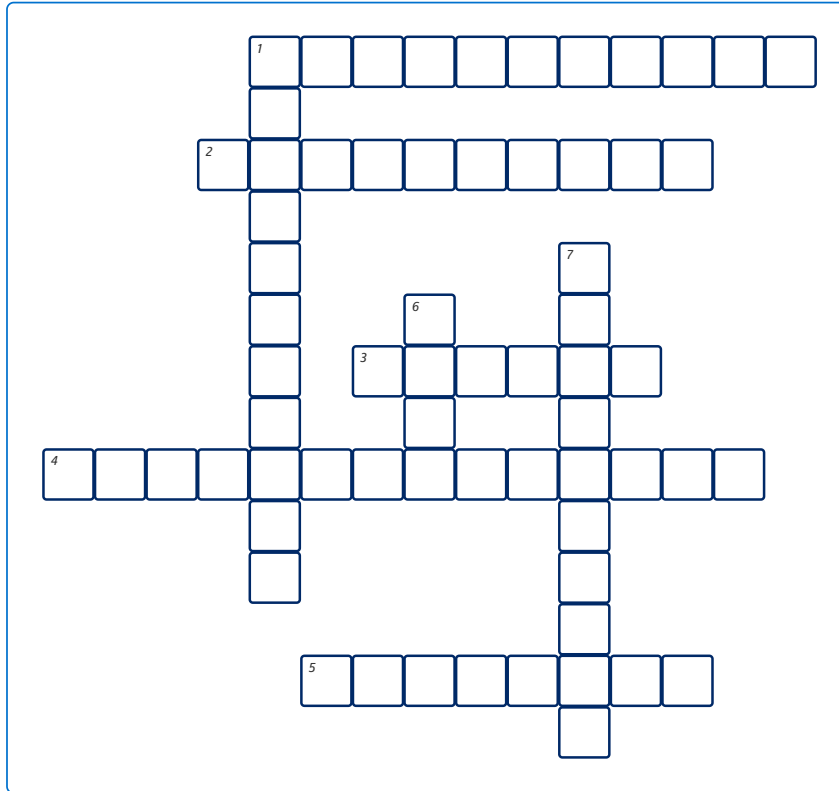


NAME: _____



Pipeline Safety Crossword Puzzle

Instructions: To solve the crosswords puzzle, fill the grid with letters, forming words that match the numbered clues (across and down).



ACROSS

1. Where pipelines are buried
2. A clear strip of land that should remain clear to ensure easy access
3. Fill in the blank: Youth Energy _____
4. Tells you the pipeline operator's name, provides an emergency phone number, and what's inside the pipeline
5. Synonym for dig

DOWN

1. Colorful sign that indicates what's below
6. Four letter word to remember steps to stay safe when digging
7. Product that flows though TC Energy pipelines



NAME: _____



NAME: _____



NAME: _____



NAME: _____



Instructions: Color the picture of Pipeline Pat talking about pipeline safety. Then, write one thing you learned about how to stay safe around pipelines.





Dear Parent or Guardian,

Today, your child participated in TC Energy's **Youth Energy Safety (YES)** program. This program helps students learn important safety tips about underground utilities and pipeline safety in a fun and engaging way.

During the lesson, students learned:

- Why it's important to call 811 before digging, even for small projects
- How rights-of-way, pipeline markers and colored utility flags help keep people safe
- How to recognize possible signs of a natural gas leak using their senses
- What to do if they see, smell, or hear something unusual – move away and tell an adult right away

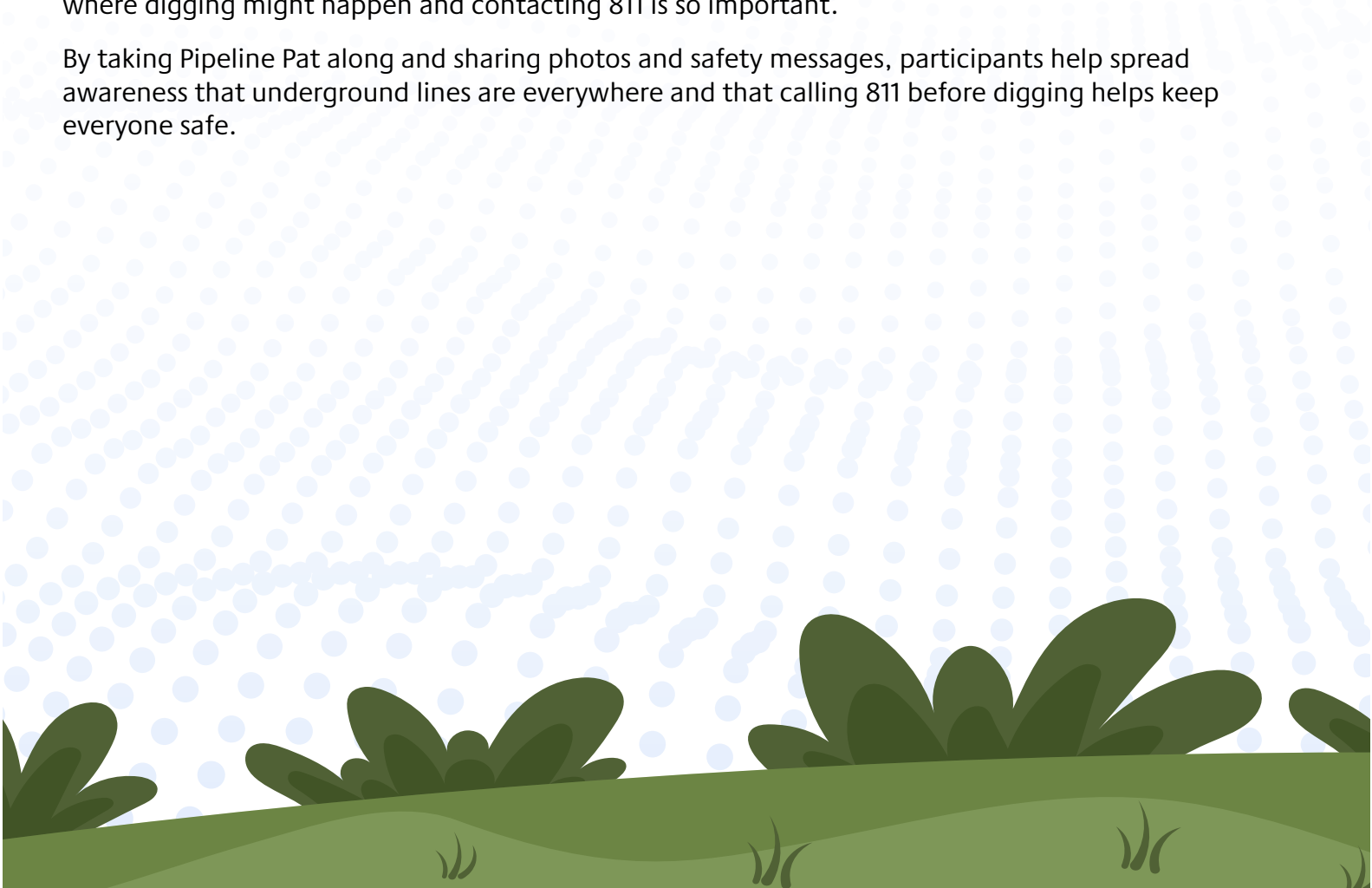
A key safety message: Call 811 before you dig

Students were introduced to the idea that many utilities, like natural gas pipelines, water lines, and electric cables are buried underground and cannot be seen. Calling 811 before any digging helps trained professionals mark underground utilities so work can be done safely.

How you can support this lesson at home

Pipeline Pat's Adventures is an interactive educational activity designed for kids, families, and the community. We encourage participants to explore familiar places like backyards, parks or sidewalks where digging might happen and contacting 811 is so important.

By taking Pipeline Pat along and sharing photos and safety messages, participants help spread awareness that underground lines are everywhere and that calling 811 before digging helps keep everyone safe.



Instructions:

✓ Color Pipeline Pat

Color and personalize Pipeline Pat.

✓ Take Pipeline Pat on an adventure

Take Pipeline Pat to places where digging could take place, such as:

- A backyard or garden
- Near a fence, mailbox or sidewalk
- At a park or playground

✓ Take a photo & share a safety message

- Snap a photo of Pipeline Pat at the location.
- Ask and answer this important question: *Why would someone need to call 811 before digging here?*
- Submit your photo and safety share to youthenergysafety@tcenergy.com to be entered to win a prize.

Please ensure photos feature Pipeline Pat only and do not include any people.

Sincerely,

Public Awareness

public_awareness@tcenergy.com

1-855-458-6715



SAFETY IS IN YOUR HANDS.
EVERY DIG. EVERY TIME.

