









TC Energy — Summer Pre-trip Checklist

<input type="checkbox"/> Plan your route	Enter your destination and plan your route ahead of time using your mobile device or GPS unit.	
<input type="checkbox"/> Check road conditions	Review road conditions to ensure driving conditions are acceptable and take note of any posted road closures and construction along your route.	
<input type="checkbox"/> Check tires	If you have summer tires for your vehicle, have they been installed and are they in good condition.	
<input type="checkbox"/> Check fuel	Ensure that you start your trip with a full tank of gas and, if needed, top it up during your travels. Try to not let it drop below half a tank.	
<input type="checkbox"/> Check vehicle fluids	Ensure you check and top up other vehicle fluids, such as oil, windshield washer fluid, and radiator antifreeze overflow reservoir, etc.	
<input type="checkbox"/> Check if safety kit is in vehicle	Ensure your safety kit is packed in your vehicle and easily accessible in case you need it.	
<input type="checkbox"/> Charge your cellphone	Ensure you have a fully charged cellphone, plus a car charger cable and recommended battery booster pack .	
<input type="checkbox"/> Clean your windows and mirrors	Ensure your windows and mirrors are clean for maximum visibility.	
<input type="checkbox"/> Clean and test your lights	Ensure your vehicle headlights, front and rear signal lights are clean and working; test signal lights and brake lights.	