



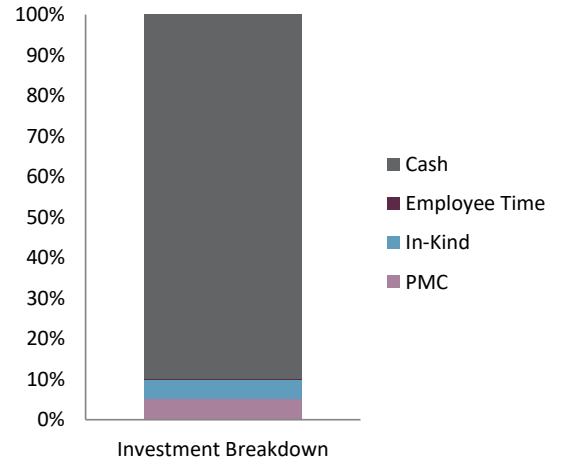
Community Investment Summary

TC Energy

Fiscal Year 2020

Summary of Company Investment

Cash investments:	\$	29,080,117
Employee time during working hours:	\$	87,120
Number of employee volunteers (DWH):		237
Total employee volunteer hours (DWH):		1,414
In-kind investments:	\$	1,458,263
Before program management costs:	\$	30,625,500
Total program management costs:	\$	1,700,344
<small>(general and project-specific PMC)</small>		
Total value of company investment:	\$	32,325,844

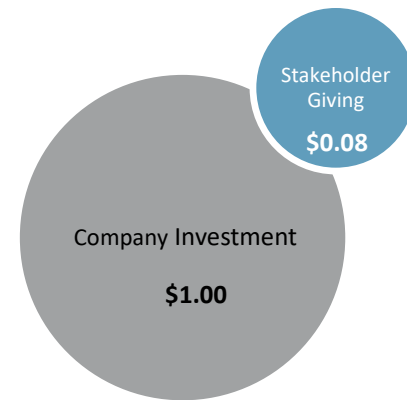


Summary of Stakeholder Giving

Value of stakeholder giving:		
Employee giving:	\$	1,581,698
Funds from other external sources:	\$	628,176
External in-kind:	\$	450,373

Total cash value of stakeholder giving	\$	2,660,247
External resources leveraged ratio:	\$	0.08

Volunteer resources leveraged (non-working hours):		
Number of volunteers (NwH):		914
Total volunteer hours (NwH):		28,237



For every dollar invested by the company, stakeholders invested an additional \$0.08 towards priority projects

Total Value to Community Footprint

Total value of investment and stakeholder contributions:	\$	34,986,091
---	-----------	-------------------

Eligibility

(cash investments only)

Summary of 2020 Audit

Audit Results (column)	Cash	Total Investment	% Eligible
Eligible	\$ 30,188,106	\$ 29,032,440	
Ineligible	\$ 271,250	\$ -	
Tickets and Tables	\$ 53,587	\$ 47,676	
Total	\$ 30,512,943	\$ 29,080,117	95%

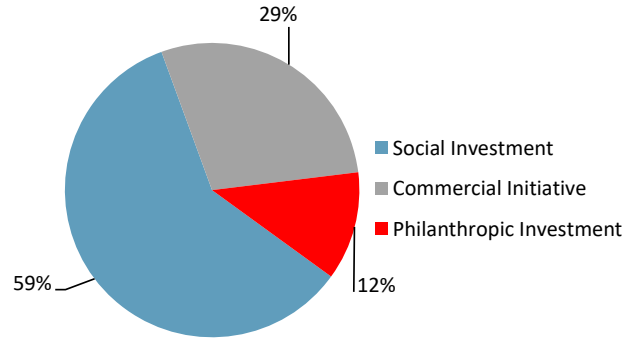


Investment Breakdown

(including cash, in-kind, time and program specific management costs)

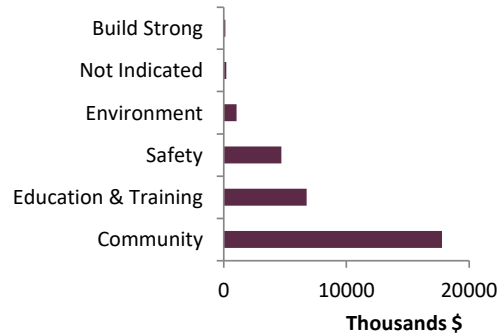
Investment by Motivation (Excluding Program Management Costs)

	Investment	Percentage
Social Investment	\$ 18,202,191	59%
Commercial Initiative	\$ 8,770,009	29%
Philanthropic Invest	\$ 3,653,300	12%
Total	\$ 30,625,500	100%



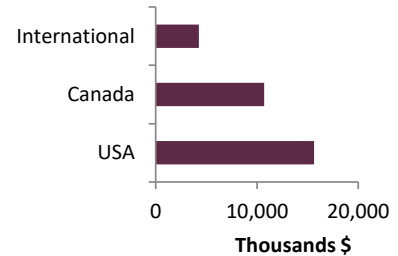
Investment by Focus Areas (Excluding Program Management Costs)

	Investment	Percentage
Community	\$ 17,787,217	58%
Education & Training	\$ 6,748,091	22%
Safety	\$ 4,695,569	15%
Environment	\$ 1,048,363	3%
Not Indicated	\$ 223,339	1%
Build Strong	\$ 122,922	0%
Total	\$ 30,625,500	100%



Investment by Geographic Areas (Excluding Program Management Costs)

	Investment	Percentage
USA	\$ 15,644,642	51%
Canada	\$ 10,711,221	35%
International	\$ 4,269,637	14%
Total	\$ 30,625,500	100%



Investment by Indigenous Focus (Excluding Program Management Costs)

	Investment	Percentage
No	\$ 17,210,177	56%
Yes	\$ 8,892,352	29%
(blank)	\$ 4,522,971	15%
Total	\$ 30,625,500	100%

Investment by First Responder Focus (Excluding Program Management Costs)

	Investment	Percentage
No	\$ 22,388,171	73%
Yes	\$ 4,085,118	13%
(blank)	\$ 4,152,211	14%
Total	\$ 30,625,500	100%

Investment by Province (Excluding Program Management Costs)

Copyright © 2006-2021. SIMPACT Strategy Group Inc. All rights reserved. This data tool contains confidential information for, and is the sole property of, SIMPACT Strategy Group Inc. and its suppliers and shall not be used, reproduced, copied, disclosed, published, distributed, sold, leased, lent, altered or otherwise exploited for any purpose except with the written permission of SIMPACT Strategy Group Inc.



	Investment	Percentage
USA/International	\$ 19,939,279	65%
AB	\$ 4,288,975	14%
ON	\$ 1,370,501	4%
BC	\$ 1,348,123	4%
SK	\$ 684,158	2%
MB	\$ 278,600	1%
QC	\$ 257,000	1%
NB	\$ 100,000	0%
Multi-Province	\$ 2,358,864	8%
Total	\$ 30,625,500	100%

Investment by Focus Areas per provinces (Excluding Program Management Costs)

	Investment	Percentage
Build Strong	\$ 122,922	0%
USA/Internatic	\$ 122,922	0%
Community	\$ 17,787,217	58%
USA/Internatic	\$ 11,392,650	37%
AB	\$ 2,082,068	7%
ON	\$ 642,350	2%
BC	\$ 804,835	3%
SK	\$ 265,250	1%
MB	\$ 105,500	0%
QC	\$ 135,700	0%
Multi-Province	\$ 2,358,864	8%
Education & Trail	\$ 6,748,091	22%
USA/Internatic	\$ 4,044,654	13%
AB	\$ 1,479,671	5%
ON	\$ 338,370	1%
BC	\$ 457,388	1%
SK	\$ 162,908	1%
MB	\$ 67,100	0%
QC	\$ 98,000	0%
NB	\$ 100,000	0%
Environment	\$ 1,048,363	3%
USA/Internatic	\$ 490,883	2%
AB	\$ 261,550	1%
ON	\$ 113,430	0%
BC	\$ 21,000	0%
SK	\$ 144,500	0%
MB	\$ 12,500	0%
QC	\$ 4,500	0%
Not Indicated	\$ 223,339	1%
USA/Internatic	\$ 223,339	1%
Safety	\$ 4,695,569	15%
USA/Internatic	\$ 3,664,831	12%
AB	\$ 465,687	2%
ON	\$ 276,350	1%
BC	\$ 64,900	0%
SK	\$ 111,500	0%
MB	\$ 93,500	0%
QC	\$ 18,800	0%
Total	\$ 30,625,500	100%



Investment by
Indigenous Focus
(Excluding
Program
Management
Costs)

	Investment	Percentage
	\$ 846	0%
101173077 Saskatc	\$ 20,000	0%
10647803 Canada L	\$ 102,500	1%
Aboriginal Futures I	\$ 150	0%
AGRICULTURE FOR	\$ 100,000	1%
Airport Golf Club	\$ 5,895	0%
Alberta Women En	\$ 25,000	0%
Alderville First Nati	\$ 5,000	0%
Alexander First Nat	\$ 12,500	0%
Alexis Nakota Sioux	\$ 42,500	0%
Algonquins of Pikw	\$ 7,500	0%
American Indian Sc	\$ 25,000	0%
Animbiigoo Zaagi'ig	\$ 5,000	0%
Anishinabek Nation	\$ 2,500	0%
Aseniwuche Winev	\$ 7,500	0%
Asenuwuche Winev	\$ 2,500	0%
Aspen View Public	\$ 1,500	0%
Athabasca Chipewy	\$ 3,000	0%
Athabasca Health C	\$ 1,750	0%
Athabasca Tribal Cc	\$ 5,000	0%
BC Metis Federatio	\$ 2,000	0%
Bearspaw First Nati	\$ 900	0%
Beausoleil First Nat	\$ 10,000	0%
Beaver First Nation	\$ 6,409	0%
Beaver Lake Cree N	\$ 9,750	0%
Big Bear First Natio	\$ 7,500	0%
Bighorn Chiniki ban	\$ 3,000	0%
Bigstone Cree Natic	\$ 15,000	0%
Bingwi Neyaashi Ar	\$ 5,000	0%
Black Diamond Fire	\$ 10,000	0%
Black Hills Area Cor	\$ 19,650	0%
Black Hills Special S	\$ 25,364	0%
Blood Tribe	\$ 1,000	0%
Blood Tribe Admini	\$ 10,000	0%
Blue Thunder Tiwal	\$ 13,100	0%
Blueberry River Firs	\$ 8,750	0%
Boys and Girls Club	\$ 10,000	0%
Brockton Riverside	\$ 6,550	0%
Browning Public Scl	\$ 26,200	0%
Buffalo Lake Metis	\$ 12,500	0%
Caddo Nation of Ok	\$ 49,764	1%
Cadotte Lake Metis	\$ 5,000	0%
Canada Bridges	\$ 25,000	0%
Canada's Sports Ha	\$ 15,000	0%
Canadian Women's	\$ 120,000	1%
CAREERS: The Next	\$ 25,000	0%
Carry the Kettle Fir	\$ 61,408	1%
Carry the Kettle Na	\$ 5,000	0%
Carry the Kettle Na	\$ 14,000	0%
Chipewyan Prairie I	\$ 2,500	0%
Chipewyan Prairie I	\$ 20,000	0%
Chippewas of Georj	\$ 7,500	0%
Chippewas of Nawj	\$ 10,000	0%
Christina River Dena	\$ 6,340	0%
Christina River Dena	\$ 10,000	0%



City of Philip	\$	13,100	0%
City of Poplar	\$	26,200	0%
City of Wolf Point	\$	26,200	0%
Cold Lake First Nati	\$	7,250	0%
Cold Lake First Nati	\$	2,500	0%
Community Future:	\$	25,480	0%
Conseil des Abénak	\$	15,000	0%
Constance Lake Fir	\$	5,000	0%
Curve Lake First Na	\$	5,000	0%
Dene Tha' First Nat	\$	37,500	0%
Dodson Public Schc	\$	13,100	0%
Doig River First Nat	\$	12,500	0%
Driftpile Cree Natio	\$	12,500	0%
Duncan's First Natic	\$	10,000	0%
East Prairie Metis S	\$	7,500	0%
Edmonton Commui	\$	1,500	0%
Elizabeth Metis Set	\$	2,500	0%
Enoch Cree Nation	\$	10,000	0%
Ermineskin Cree Na	\$	12,500	0%
Ermineskin Cree Na	\$	20,000	0%
Fat Brain Toys and .	\$	43,754	0%
Federal Dam Fire D	\$	37,094	0%
First Nations Educa	\$	22,500	0%
First Nations Health	\$	10,000	0%
First Nations Power	\$	10,000	0%
Fishing Lake Metis :	\$	7,500	0%
Fond du Lac Band c	\$	1,310,000	15%
Fort McKay First Na	\$	5,000	0%
Fort McKay Metis N	\$	15,500	0%
Fort Pierre Develop	\$	6,550	0%
Fort William First N	\$	10,000	0%
Frog Lake First Nati	\$	7,500	0%
Gift Lake Metis Sett	\$	24,000	0%
Ginew Cultural Gro	\$	8,000	0%
Ginoogaming First I	\$	5,850	0%
Grand Conseil de la	\$	20,000	0%
Grande Prairie Abo	\$	2,000	0%
Greenwood Commi	\$	58,426	1%
Greenwood Commi	\$	29,475	0%
Greenwood Pow W	\$	29,475	0%
Greenwood Pow W	\$	3,275	0%
Gunn Metis Local #	\$	47,800	1%
H&M Roping Club	\$	3,275	0%
Halfway River First	\$	10,000	0%
Harlem Public Scho	\$	26,200	0%
Heart Lake First Nai	\$	10,000	0%
Hiawatha First Nati	\$	5,000	0%
Hinsdale Ambulanc	\$	19,650	0%
Historic Saugeen M	\$	5,000	0%
Horse Lake First Na	\$	2,500	0%
Interior Roping Clul	\$	3,275	0%
Isabel Saddle Club	\$	3,275	0%
Kainai Foodbank	\$	15,000	0%
Kainaiwa Band Adn	\$	10,000	0%
Kapawe'no First Na	\$	10,000	0%
Keewaytinook Inter	\$	2,500	0%
Kehewin Cree Natic	\$	12,500	0%
Kelly Lake Cree Nat	\$	35,800	0%
Kelly Lake First Nati	\$	4,000	0%



Kelly Lake First Nati	\$ 10,000	0%
Kelly Lake Metis Se	\$ 7,500	0%
Kiashke Zaaging An	\$ 5,000	0%
Kikino Metis Settler	\$ 12,500	0%
Kitselas First Nati	\$ 35,000	0%
Ktunaxa Kinbasket	\$ 2,500	0%
Ktunaxa Nation Cot	\$ 24,000	0%
Ktunaxa Nation Cot	\$ 25,000	0%
Lac Des Mille Lac Fi	\$ 7,500	0%
Lac La Biche Societ	\$ 1,500	0%
Lac Seul First Natio	\$ 5,000	0%
Lac Ste. Anne Metis	\$ 2,500	0%
Lakota Thrifty Mart	\$ 1,129	0%
Leech Lake Band of	\$ 1,342,750	15%
Leeds & Lanark Lan	\$ 15,000	0%
Lheidli T'enneh	\$ 21,826	0%
Little Red River Cre	\$ 1,000	0%
Little Shell Tribe of	\$ 25,611	0%
Long Lake #58 First	\$ 5,000	0%
Long Plains First Na	\$ 10,000	0%
Long Point First Nat	\$ 5,000	0%
Loon River First Nat	\$ 10,000	0%
Louis Bull Tribe	\$ 13,500	0%
Louis Bull Tribe	\$ 85,800	1%
Lubicon Lake Band	\$ 10,000	0%
Lubicon Lake Band	\$ 2,500	0%
Madadjiwan E.D.C	\$ 5,000	0%
Manitoba Metis Fei	\$ 15,000	0%
Maskwacis Cultural	\$ 8,500	0%
Maskwacis Employi	\$ 27,582	0%
Maskwacis Employi	\$ 1,000	0%
McLeod Lake Indiar	\$ 7,000	0%
McMichael Canadi	\$ 10,000	0%
McMurray Metis (N	\$ 5,000	0%
Metis Nation Alberi	\$ 10,000	0%
Metis Nation of Alb	\$ 3,500	0%
Metis Nation of Alb	\$ 7,500	0%
Metis Nation of Alb	\$ 12,500	0%
Metis Nation of Alb	\$ 18,800	0%
Metis Nation of Alb	\$ 2,500	0%
Metis Nation of Alb	\$ 5,000	0%
Metis Nation of Alb	\$ 5,000	0%
Metis Nation of Alb	\$ 2,500	0%
Metis Nation of On	\$ 40,000	0%
Metis Nation of Sas	\$ 2,500	0%
Metis Nation of Sas	\$ 10,000	0%
Metis Regional Cou	\$ 7,500	0%
Metis Settlements	\$ 5,000	0%
Midland Vol. Fire D	\$ 9,825	0%
Midwest Alliance o	\$ 6,550	0%
Mikisew Cree First	\$ 4,250	0%
Missing Children's	\$ 5,000	0%
Mississaugas of Scu	\$ 5,000	0%
Mississaugas of the	\$ 10,000	0%
Mississaugas of the	\$ 2,500	0%
Mohawk Council Al	\$ 10,000	0%
Mohawks of the Ba	\$ 5,000	0%
Montana First Nati	\$ 7,500	0%
Montana First Nati	\$ 10,000	0%



Montana State Uni	\$ 39,300	0%
Mosquito Grizzly Bk	\$ 2,500	0%
Mountain Cree (Sm	\$ 5,500	0%
Mountain Metis Na	\$ 5,000	0%
Multiple Communit	\$ 1,792	0%
Nakcowinewak Nat	\$ 10,000	0%
Nation Huronne-W	\$ 5,000	0%
Nativ e American D	\$ 39,300	0%
Native American Dk	\$ 19,650	0%
Native American Dk	\$ 58,950	1%
Native American Hk	\$ 39,300	0%
Native Hope Inc.	\$ 2,227	0%
Nebraska Children :	\$ 3,275	0%
Nekaneet First Nati	\$ 12,500	0%
Nekaneet First Nati	\$ 10,000	0%
New Underwood Ri	\$ 6,550	0%
Nipissing First Natic	\$ 10,000	0%
North Bay Regional	\$ 1,000	0%
North Dakota Rode	\$ 3,472	0%
Northeast Aborigin	\$ 4,000	0%
Northern Lights Sch	\$ 5,000	0%
O'Chiese First Natic	\$ 25,000	0%
O'Chiese First Natic	\$ 10,000	0%
O'Chiese First Natic	\$ 7,500	0%
Oglala Nation Youtl	\$ 3,275	0%
Omaha Nation Corr	\$ 39,300	0%
Onchaminahos Eler	\$ 10,000	0%
Onion Lake Cree Ne	\$ 7,500	0%
Operation Warm	\$ 50,029	1%
Oskowan-Sipi Prese	\$ 33,966	0%
Paddle Prairie Meti	\$ 17,500	0%
Paul First Nation	\$ 2,500	0%
Paul First Nation In	\$ 10,000	0%
Paul First Nation Sc	\$ 30,000	0%
Pawgwasheeng (Pa	\$ 2,500	0%
Peavine Metis Settl	\$ 9,500	0%
Peerless Trout First	\$ 12,500	0%
Philip Ambulance S	\$ 32,750	0%
Phillips County Aml	\$ 19,650	0%
Piapot	\$ 7,500	0%
Piapot First Nation	\$ 26,000	0%
Piikani First Nation	\$ 45,000	1%
Piikani Nation Adm	\$ 10,000	0%
Plato Testing	\$ 215,820	2%
Poplar Community	\$ 40,610	0%
Poplar Community	\$ 10,480	0%
Professional Aborig	\$ 100,000	1%
Ranch Ehrlo Society	\$ 2,500	0%
Red Rock Indian Ba	\$ 10,000	0%
Red Scaffold Comm	\$ 7,860	0%
Red Sky Metis Inde	\$ 3,750	0%
Region 6 Metis Nat	\$ 5,000	0%
Rocky Bay First Nat	\$ 5,000	0%
Rocky Boy Health C	\$ 26,200	0%
Rolling River First N	\$ 3,750	0%
Rural Municipal Ad	\$ 750	0%
Sacred Hoops Baskt	\$ 22,296	0%
Sacred Pipe Resour	\$ 6,550	0%
Saddle Lake Cree N	\$ 2,500	0%



Saddle Lake Onchar	\$ 40,000	0%
Saikuz First Nation!	\$ 5,000	0%
Samson Cree Natio	\$ 12,500	0%
Samson Cree Natio	\$ 10,000	0%
Santee Sioux Natio	\$ 49,125	1%
Santee Sioux Tribe	\$ 162,735	2%
Saskatchewan Asso	\$ 4,000	0%
Saskatchewan Indu	\$ -	0%
Saugeen First Natio	\$ 10,000	0%
Saulteau First Natic	\$ 4,000	0%
Saulteau First Natic	\$ 3,750	0%
Second Harvest No	\$ 6,550	0%
Share Our Strength	\$ 32,750	0%
Shawendasaawin Ir	\$ 6,750	0%
Shuswap Indian Bai	\$ 10,000	0%
Siksika Nation	\$ 20,000	0%
Siksika Nation	\$ 20,000	0%
Siksika Nation High	\$ 15,000	0%
Sioux Valley Educat	\$ 8,000	0%
South Dakota High	\$ 2,620	0%
South Dakota High	\$ 6,550	0%
South Dakota Junio	\$ 6,550	0%
St. Ignace Police De	\$ 19,271	0%
Stellaten First Natic	\$ 2,500	0%
Stephen's Backpack	\$ 7,500	0%
Stoney Tribal Admi	\$ 19,000	0%
STUDENT	\$ 1,005,940	11%
Sturgeon Lake Cree	\$ 5,000	0%
Sturgeon Lake Cree	\$ 10,000	0%
Sucker Creek First N	\$ 10,000	0%
Sunchild First Natio	\$ 10,000	0%
Swan River First Na	\$ 27,500	0%
Takini School Distri	\$ 3,930	0%
Tall Cree First Natic	\$ 7,500	0%
The Beauchamp Kit	\$ 26,200	0%
The Crow TRibe of I	\$ 40,610	0%
The Historical Socie	\$ 5,000	0%
The Metis Nation o	\$ 5,000	0%
The Saskatchewan	\$ -	0%
The Sustainability P	\$ 500	0%
TLCC Inc. (Thunderl	\$ 1,500	0%
Tobacco Plains Indi	\$ 2,500	0%
Trade Winds to Suc	\$ 100,000	1%
Traditional knowlec	\$ 25,000	0%
Treaty 8 Tribal Assc	\$ 5,000	0%
Tripp County Buildi	\$ 19,650	0%
Tsuut'ina Nation	\$ 1,000	0%
Tsuut'ina Child and	\$ 3,000	0%
Tsuut'ina Food Ban	\$ 15,000	0%
Tsuut'ina Nation	\$ 22,600	0%
Tsuu'tina Nation	\$ 35,253	0%
Tsuut'ina Nation Pc	\$ 5,000	0%
Tyendinaga Food B	\$ 5,000	0%
UA Piping Industry	\$ 12,000	0%
Umonhon Veteran;	\$ 6,550	0%
Umonhon Veteran'	\$ 3,275	0%
Umonhon Veterans	\$ 19,650	0%
University of Calga	\$ 3,000	0%
University of Calga	\$ 5,540	1%

Copyright © 2006-2015. SIMPACT Strategy Group Inc. All rights reserved. This data tool contains

confidential information of, and is the sole property of, SIMPACT Strategy Group Inc. and its suppliers

and shall not be used, reproduced, copied, disclosed, published, distributed, sold, leased, lent, altered or

otherwise exploited for any purpose except with the written permission of SIMPACT Strategy Group Inc.



University of Calgar	\$	25,000	0%
UVC Cleaning Syste	\$	320,688	4%
Veterans Voices of	\$	25,000	0%
Wabasca & Region	\$	20,000	0%
Wabasca Iskwewak	\$	2,500	0%
Wabaseemoong Inr	\$	3,750	0%
Wabun Tribal Coun	\$	5,000	0%
Wadopana	\$	6,550	0%
Wahgoshig First Na	\$	2,500	0%
Wakenyeja Gluwita	\$	52,400	1%
West Moberly First	\$	5,000	0%
Wet'suwet'en First	\$	5,060	0%
Whitefish Lake Ban	\$	2,500	0%
Whitefish Lake First	\$	5,000	0%
Whitefish Lake First	\$	5,000	0%
Wild Horse Butte C	\$	39,300	0%
Wilson Rodeo	\$	3,275	0%
Witset First Nation	\$	60,206	1%
Witset First Nation:	\$	1,000	0%
Wolf Point Chambe	\$	8,253	0%
Women Building Fu	\$	6,085	0%
Woodland Cree Fir:	\$	25,000	0%
Wounded Knee Dis	\$	9,825	0%
Yinka Dene Econon	\$	4,307	0%
Zone II Regional Co	\$	5,000	0%
Total	\$	8,892,352	100%

Region / Budget Area (Multiple Items)

STUDENTS for North America

Row Labels	Sum of 12.
Canada	\$ 827,500.00
International	\$ 531,205.00
USA	\$ 1,084,025.00
Grand Total	\$ 2,442,730.00