

Underground Utility Safety



Teach your parents how to stay safe when digging and living near pipelines.

Being a Partner in Pipeline Safety

Although a pipeline leak is rare, it is important to know how to recognize the signs. Use your senses of smelling, seeing and hearing to detect a potential pipeline leak.

What you may smell

- It smells funny...
sometimes like rotten eggs.
- Fuel
- Skunk-like

What you may see

- Dead or dying plants.
- Dirt or water shooting up in the air.
- Frost on the ground.
- Fire coming from the ground.
- Black liquid pooling on the ground or a rainbow sheen on the water (oil only).

What you may hear

- It's really loud!
- Roaring
- Blowing
- Whistling
- Hissing

If You Suspect a Leak

If you notice any of these signs:

- **DON'T** touch any liquids
- **LEAVE** the area right away
- **TELL** an adult and ask them to call '911'



Know What's Below

Whether your family is building a fence, planting a tree or plowing fields, it's important to know the location of underground utilities. Some utilities, like cables, are buried mere centimeters below the surface.

Tell your parents to contact the local One-Call Centre at least two full working days before they plan to dig. A technician will come to your property and mark your underground utilities free of charge!

Dig with C.A.R.E.

Call/click before you dig
Contact your local One-Call Centre.

Allow required time for marking

Respect the marks
Lines are marked by flags, paint, or other markers.

Excavate carefully
When digging near underground utilities, be sure to hand dig to determine their exact location.

Request a Locate

Online: www.clickbeforeyoudig.com

Canadian One-Call Centres

B.C. 1-800-474-6886
Alberta 1-800-242-3447
Saskatchewan 1-866-828-4888
Manitoba 1-800-827-5094
Ontario 1-800-400-2255
Quebec 1-800-663-9228

Contact TC Energy

Pipeline Emergencies 1-888-982-7222

General Inquiries

Phone 1-855-458-6715
Email public_awareness@tcenergy.com




Underground Utility Colour Code

When you call or click before you dig, a technician will come to your house and mark your underground utilities with either flags or paint. The colours below are the industry standard and each colour identifies a specific type of utility.

Colour the Colour Code Card


<input type="checkbox"/>	Electricity
<input type="checkbox"/>	Pipelines – gas, oil, steam, petroleum
<input type="checkbox"/>	Fiber optics – phone, TV, internet
<input type="checkbox"/>	Water
<input type="checkbox"/>	Sewers and drains



Answers: 1. Red 2. Yellow 3. Orange 4. Blue 5. Green



DO YOU KNOW WHAT'S BELOW?


HEY!
WHAT
HAPPENED TO
OUR VIDEO
GAME?!



DO YOU KNOW WHAT'S BELOW?

NOW HERE ARE THE AREAS WHERE YOU CAN BURY YOUR BONES!





KNOW THE SIGNS OF A PIPELINE LEAK AND IF YOU SEE THEM, TELL AN ADULT RIGHT AWAY!



Click
Before 
YouDig.com